

PART No: DLR-6

Specifically designed for wheelchair users, a pair of non-folding ramps provides an easy to store, lightweight solution for accessing buildings, shops, offices and transport. This product is an ideal alternative to fixed ramps if that solution is impractical.

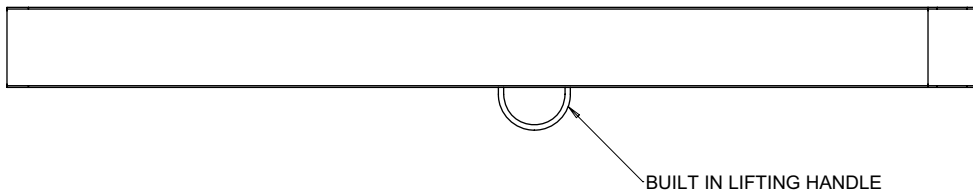
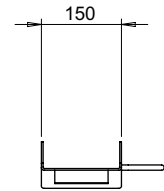
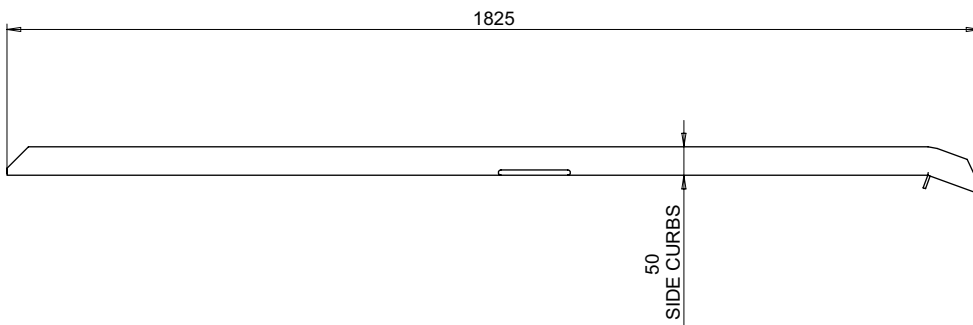

MATERIAL ALUMINIUM

WEIGHT 9 Kg

ESTIMATED LEADTIME 2 - 3 Weeks

HEIGHT DIFF. (mm)

MAX. POSS. (mm)	MAX. RECOM. (mm)
550	225



PLEASE NOTE: THE DRAWING JUST SHOWS A RIGHT HAND RAMP. A SET OF 2 RAMPS (RIGHT AND LEFT HANDED VERSIONS) ARE INCLUDED IN THE PRICE. PLEASE ASK FOR FURTHER INFORMATION.

All dimensions shown are in millimetres and are intended for reference purposes only; exact product measurements may vary due to applied tolerances and methods of manufacture

