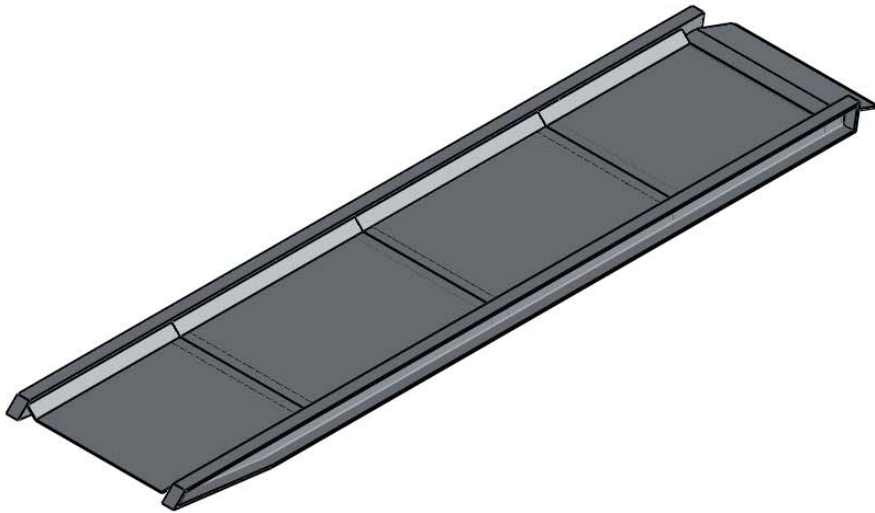
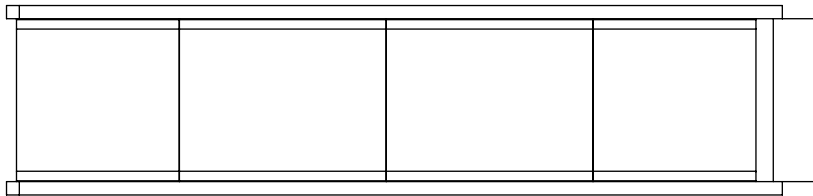
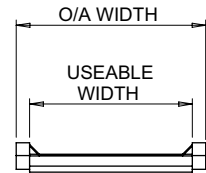


PART No: WKR-15-XX-XX



The Thorworld Aluminium Walkramp is ideal for gaining access to vehicles or other raised entry locations for sack trucks. It has been designed to handle total maximum loads of 680 Kg and has built-in safety curbs and safety tread anti-slip surface. Safety chains and hooks are also built in to fix the ramp to the loading area.

MATERIAL	ALUMINIUM
ESTIMATED LEADTIME	2 - 3 Weeks
OPTIONAL EXTRAS	WKR5-M Wheels and Screw mech. BHH-1 1.0m High Handrail Anti-Slip Paint



MODEL NO.	USABLE WIDTH (mm)	O/A WIDTH (mm)	LENGTH (mm)	WEIGHT (Kg)	MAX. POSS. HEIGHT DIFF. (mm)	MAX. RECOMM. HEIGHT DIFF. (mm)	MIN. HEIGHT (mm)
WKR15-24-10	600	700	3050	55	960	370	370
WKR15-36-10	910	1010	3050	71	960	370	370
WKR15-24-12	600	700	3660	65	1170	450	450
WKR15-36-12	910	1010	3660	85	1170	450	450
WKR15-24-14	600	700	4270	76	1400	520	520
WKR15-36-14	910	1010	4270	77	1400	520	520
WKR15-24-16	600	700	4880	87	1580	600	600
WKR15-36-16	910	1010	4880	113	1580	600	600

All dimensions shown are in millimetres and are intended for reference purposes only; exact product measurements may vary due to applied tolerances and methods of manufacture

